

## Iride drinking fountain



Cast iron drinking fountain with brass push-button tap, base plated.

**Specifications:**

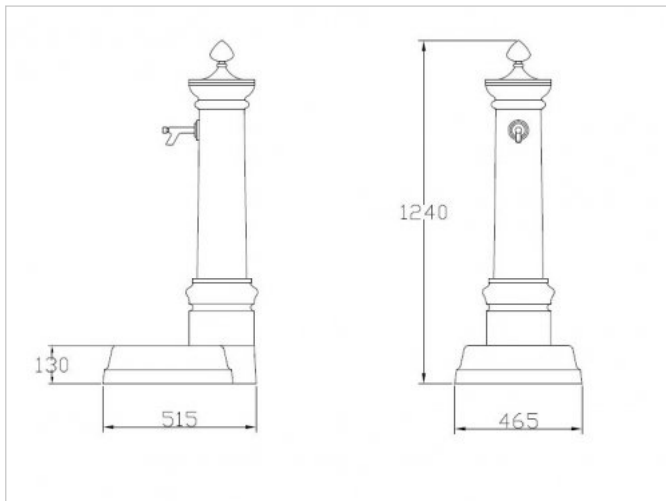
Monoblock cast iron drinking fountain, fitted as standard with brass push-button tap. Meticulous pre-finish, followed by sandblasting and protection with double layer of RAL 9005 Black single-component paint.



Overall dimensions: 465x515x1240h mm. Indicative weight: 98 kg.

### General Product Information

<b>Code</b>	350207
<b>Applications</b>	Drinking fountain with minimalist style to fit in with all contexts, from historic city centres to all types of urban area.
<b>Installation</b>	Base plate anchored to the ground. Make sure it is fixed to a suitable surface.
<b>Notes</b>	

### Data sheet



<b>Colour</b>	Black 
<b>Materials</b>	Cast iron 
<b>Dimensions</b>	Width 515 mm Length 465 mm Height 1240 mm
<b>Weight</b>	75 Kg
<b>Assembly</b>	
<b>Notes</b>	

## Accessories